



Report to CYP&FS Scrutiny & Policy Development Committee

Monday 12th March 2018

Report of: Performance & Analysis Service, People Portfolio, Sheffield City Council

Subject: Ward level contextual, attainment and progress data

Author of Report: Kate Wilkinson & Ilyeas Rashid
(kate.wilkinson1@sheffield.gov.uk,
ilyeas.rashid@sheffield.gov.uk)

Summary:

This report has been requested by the Scrutiny Committee and provides summary ward level data across a number of contextual, attainment and progress measures in Sheffield.

Type of item: The report author should tick the appropriate box

Reviewing of existing policy	
Informing the development of new policy	
Statutory consultation	
Performance / budget monitoring report	
Cabinet request for scrutiny	
Full Council request for scrutiny	
Community Assembly request for scrutiny	
Call-in of Cabinet decision	
Briefing paper for the Scrutiny Committee	✓
Other	

The Scrutiny Committee is being asked to:

The Committee is asked to consider the report and provide views and comments.

Background Papers:

N/A

Category of Report: OPEN

Ward level summary data

- 1 This report has been requested by the Scrutiny Committee and provides an overview of the key attainment and progress measures at ward level in Sheffield. Contextual data is also provided such as pupil numbers and % of disadvantaged pupils in each ward.
- 1.1 Data is provided in Appendix A.
- 1.2 The measures included are as follows:
 - 1.2.1 **Number of children resident in the ward** – this data is sourced from the 2017 January School Census and includes all children in school year groups Reception to Year 11. Children are allocated to wards based on their home postcode.
 - 1.2.2 **Number of children attending schools in the ward** – this data is sourced from the 2017 January School Census and includes all children in school year groups Reception to Year 11. Children are allocated to wards based on the postcode of the school they attended.
 - 1.2.3 **Percentage of resident children eligible for the pupil premium** – this data is sourced from the 2017 January School Census and includes all children in school year groups Reception to Year 11. Children are allocated to wards based on their home postcode.
 - 1.2.4 **Percentage of schools judged good or outstanding in latest Ofsted inspection** – this data is sourced from Ofsted inspection judgements (data as published in January 2018). Schools are allocated to wards based on the school postcode.
 - 1.2.5 **Percentage of 2 year olds taking up free early learning** – this data is sourced from the Early Years Census (autumn 2017), the Health Authority and DWP data. Children are allocated to wards based on their home postcode.
 - 1.2.6 **% of children achieving a good level of development at the end of the Foundation Stage** – this data is sourced from the Foundation Stage pupil level dataset relating to statutory assessments made at the end of Reception when children are age 5. Children are allocated to wards based on their home postcode.
 - 1.2.7 **% of children achieving the expected standard in reading, writing and maths at the end of Key Stage 1**– this data is sourced from the Key Stage 1 pupil level dataset relating to statutory assessment made at the end of Year 2 (age 7). Children are allocated to wards based on their home postcode.
 - 1.2.8 **% of children achieving the expected standard in reading, writing and maths at the end of Key Stage 2**– this data is sourced from the Key Stage 2 pupil level dataset relating to statutory assessment made at the end of Year 6 (age 11). Children are allocated to wards based on their home postcode.
 - 1.2.9 **Average attainment 8 score at the end of Key Stage 4** – this data is sourced from the Key Stage 4 pupil level dataset relating to statutory assessment made at the end of Year 11 (age 16). Attainment 8 is the total score achieved across a set of 8 Key Stage 4 subjects. Children are allocated to wards based on their home postcode.
 - 1.2.10 **Average progress between Key Stage 1 and Key Stage 2** – this data is sourced from the Key Stage 2 pupil level dataset relating to statutory assessment made at the end of Year 6 (age 11). Progress is measured in each subject (reading,

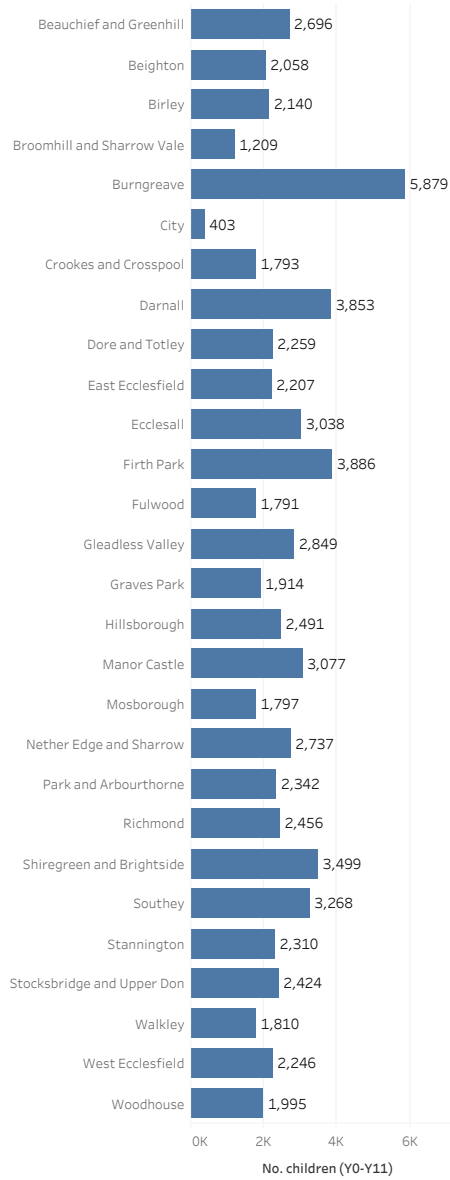
writing and maths) and is calculated as a value-added measure which means that pupils' results are compared to the attainment of other pupils nationally with similar attainment at Key Stage 1. The national average is 0 so a score equal to or above 0 is considered to be expected or better than expected progress. Children are allocated to wards based on their home postcode. Further details on the Key Stage 2 progress measures are available here: https://www.gov.uk/government/uploads/system/uploads/attachment_data/file/560969/Primary_school_accountability_summary.pdf

- 1.2.11 **Average progress between Key Stage 2 and Key Stage 4 (Progress 8)** – this data is sourced from the Key Stage 4 pupil level dataset relating to statutory assessment made at the end of Year 11 (age 16). Progress is measured across a set of 8 subjects and is calculated as a value-added measure which means that pupils' results are compared to the attainment of other pupils nationally with similar attainment at Key Stage 2. The national average is close to 0 so a score equal to or above 0 is considered to be expected or better than expected progress. Children are allocated to wards based on their home postcode. Further details on the Key Stage 4 progress measures are available here: <https://www.gov.uk/government/publications/progress-8-school-performance-measure>

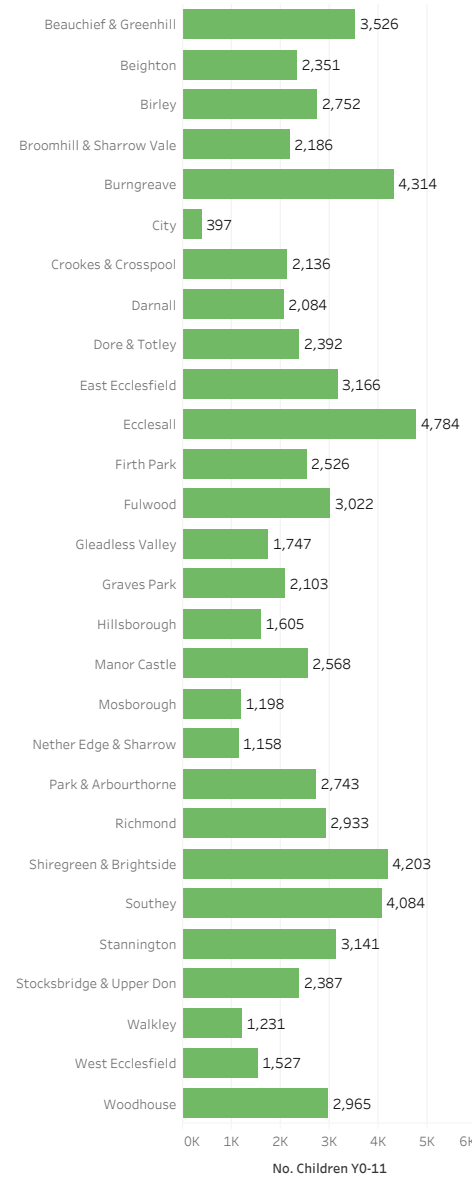
All attainment and progress measures include all pupils who are resident in Sheffield including those who are normally discounted from performance measures and those in special schools.

Appendix A - Sheffield ward level data - January 2018

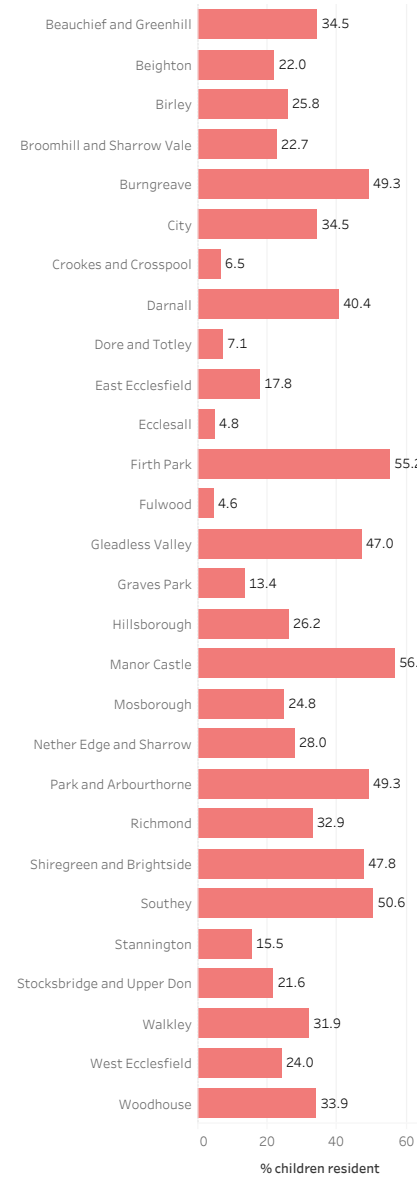
Number of children (Y0-Y11) resident in the ward
Source: January 2017 school census



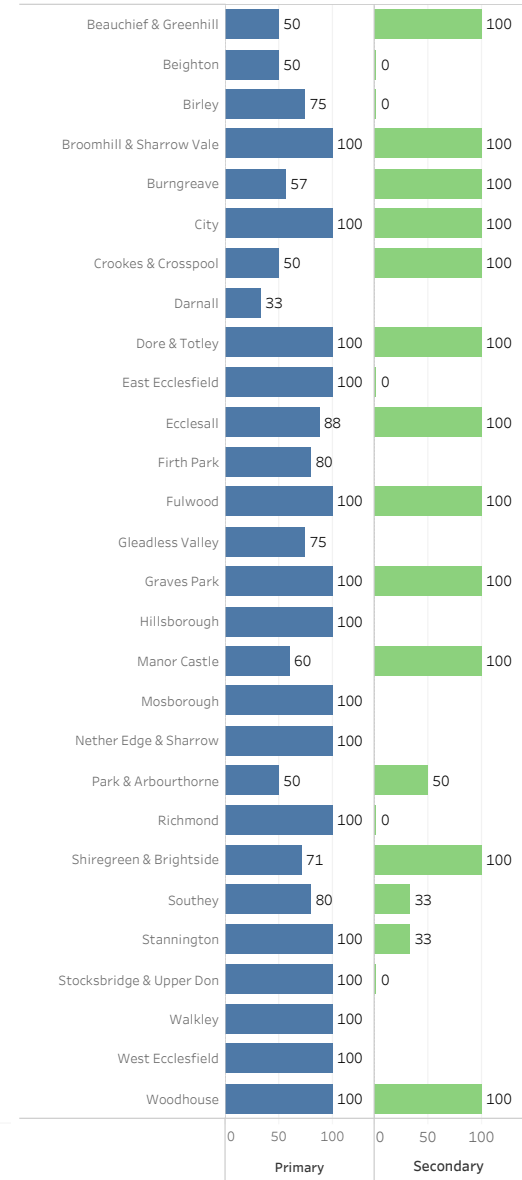
Number of children (Y0-Y11) attending schools in the ward
Source: January 2017 school census



% of children resident eligible for pupil premium
Source: 2017 January school census

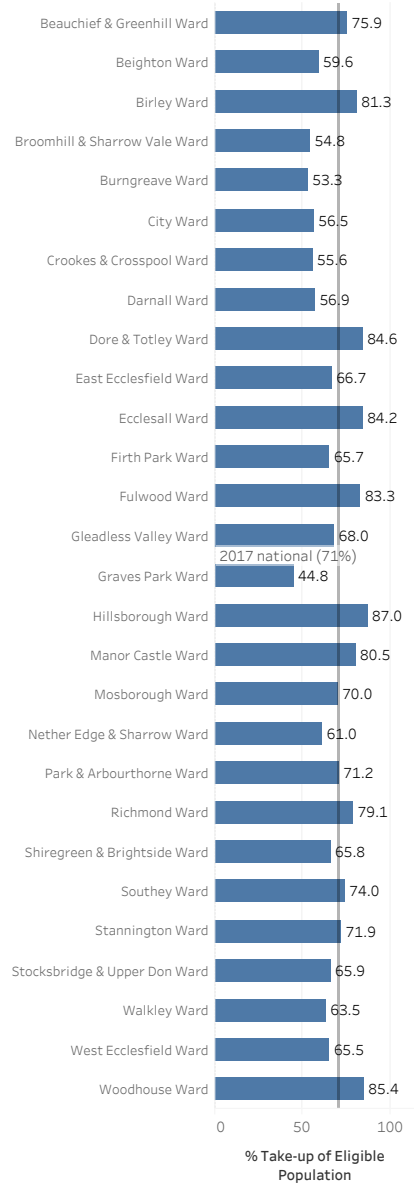


% of schools judged good or outstanding in latest ofsted
Source: Ofsted inspection judgements (January 2018)

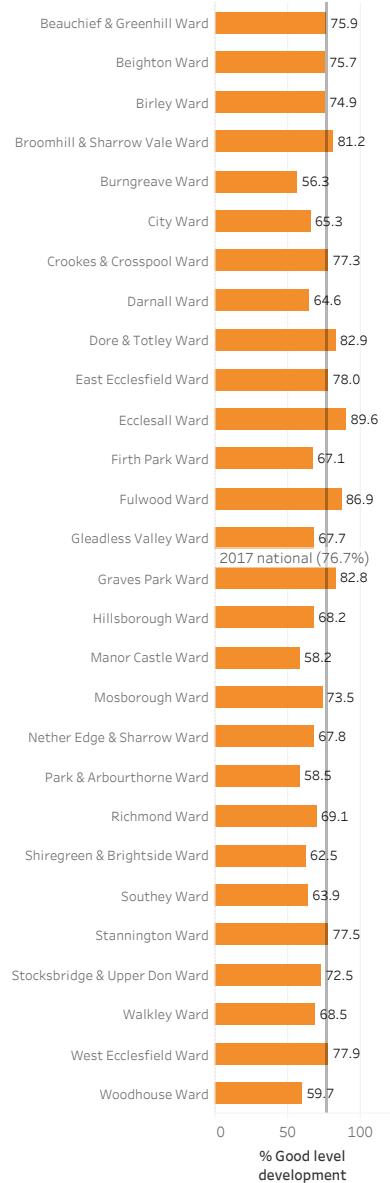


Appendix A - Sheffield ward level data - January 2018

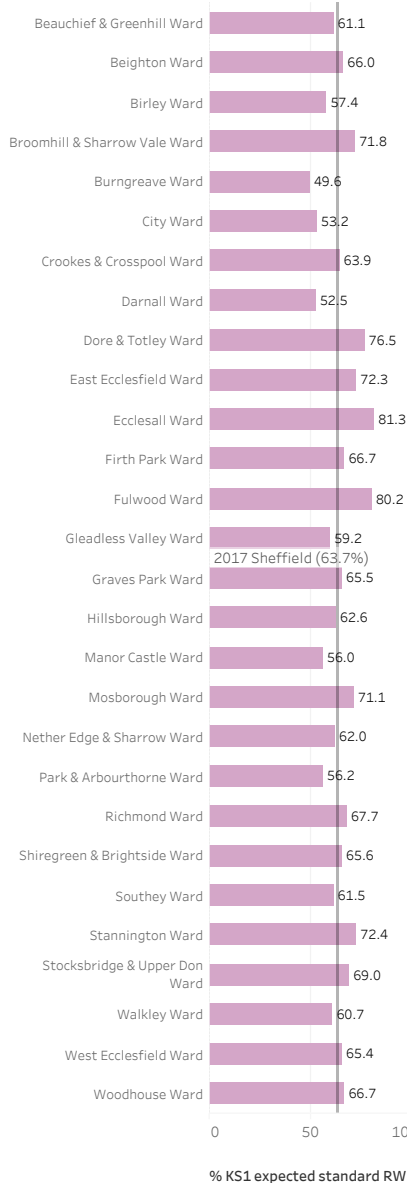
% of 2 year olds taking up free early learning
 Source: Early years census, Health Authority and DWP data (autumn 2017)



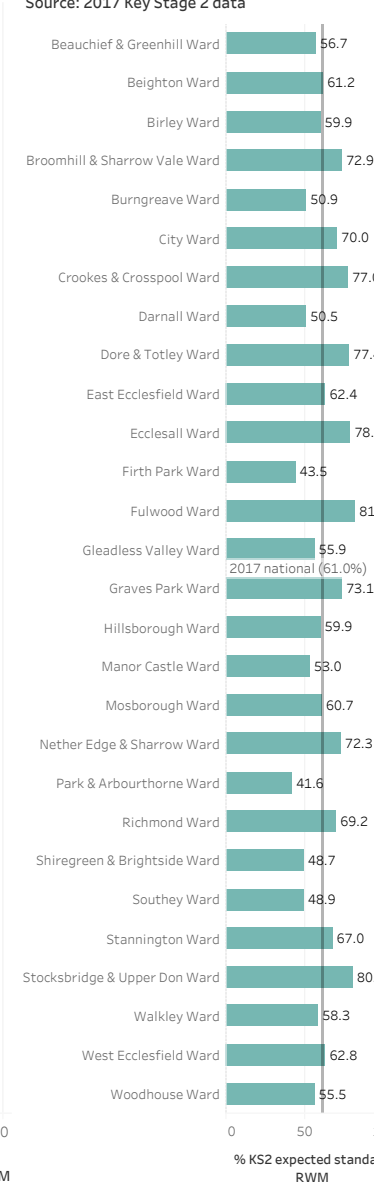
% of children resident achieving GLD at Foundation Stage
 Source: 2017 EYFS data



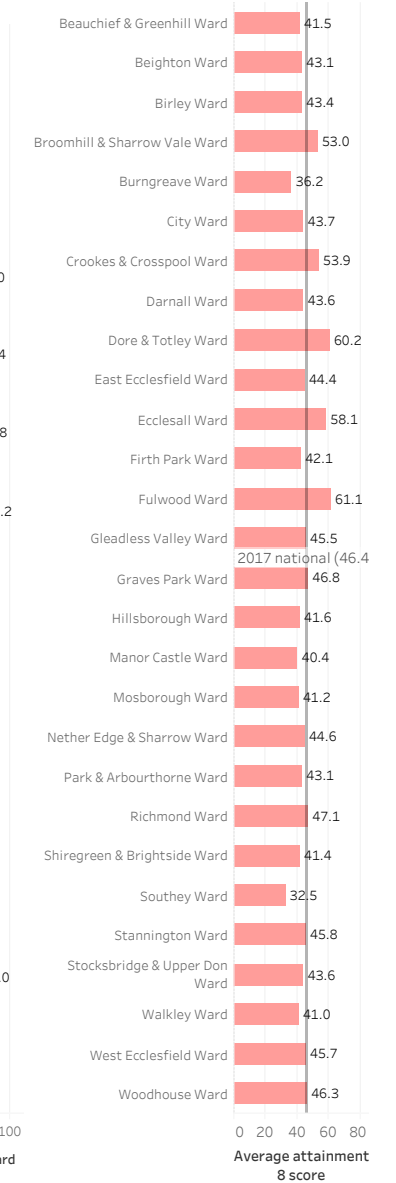
% of children resident achieving expected standard in all of RWM at KS1
 Source: 2017 Key Stage 1 data



% of children resident achieving expected standard in all of reading, writing and maths at KS2
 Source: 2017 Key Stage 2 data

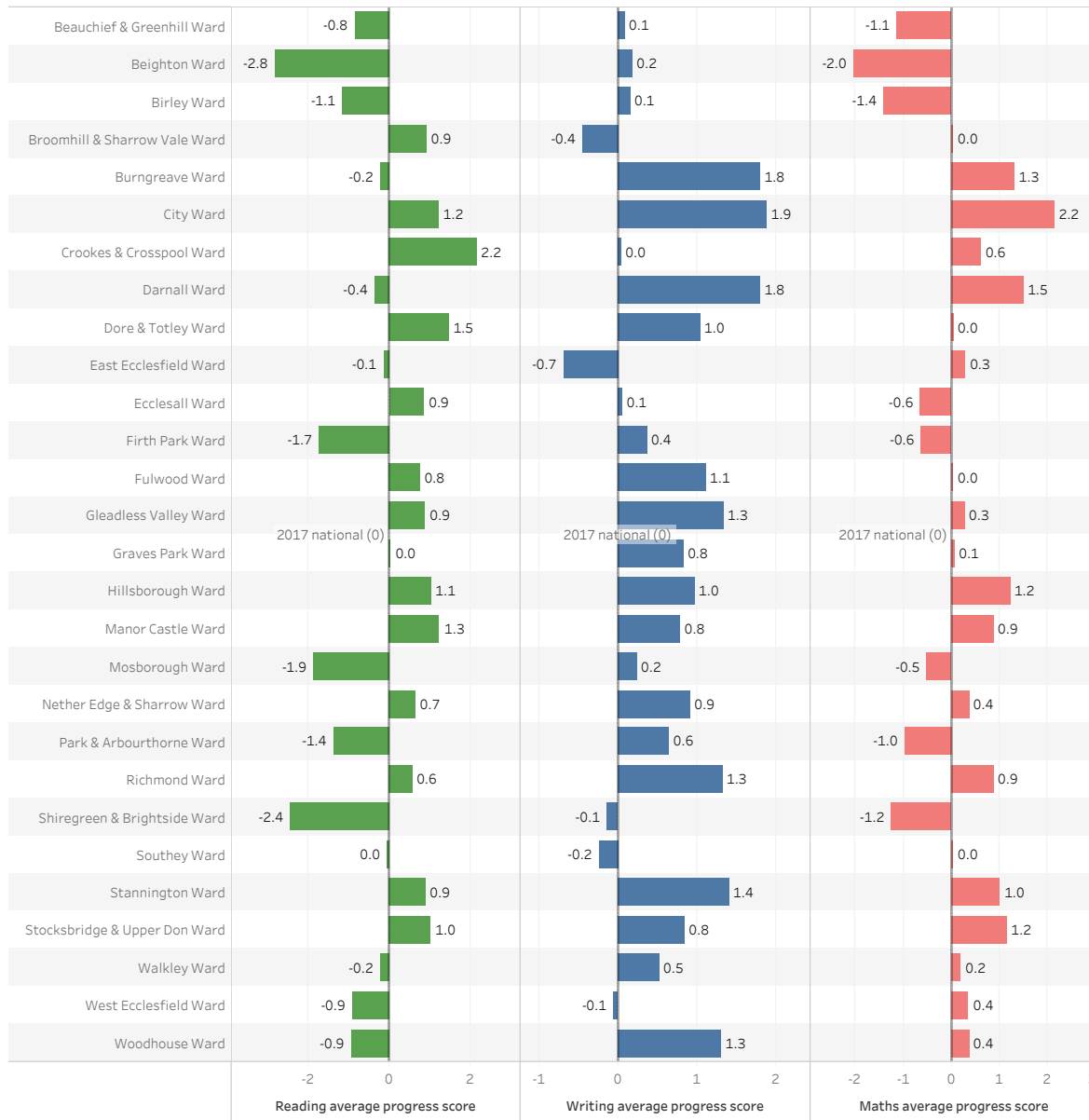


Average attainment 8 score at KS4 for children resident in the ward
 Source: 2017 Key Stage 4 data



Appendix A - Sheffield ward level data - January 2018

Key Stage 1 to Key Stage 2 progress average score
Source: 2017 Key Stage 2 data



Key Stage 2 to Key Stage 4 progress (progress 8)
Source: 2017 Key Stage 4 data

